

在ET20上附一片ETB21刀片。
A ETB21 is attached to a ET20.



粗齒
ETB21



精齒
ETB22



萬能齒
ETB23








用途

● 用於木，石膏板，塑膠，金屬的稜邊的加工。

■ **Use :** For finishing the board-edges of Wood, Plastics, Plaster Board, Metals etc.

規格表 STANDARD TABLE

			ITEM No.
mm	A×B mm	kg-1p	
114	53 × 51	0.18	ET 20

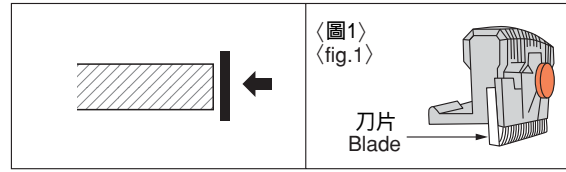
DIMEN-SION	BOX		ITEM No.		
					
TYPE	mm	W×T mm pcs	kg- 10pcs		
粗齒Bastard	100	30 × 4.5	10		
精齒Smooth				0.8	ETB 21
萬能齒All-around				0.8	ETB 22
			1.15	ETB 23	

1 ETB21 (粗齒) · ETB22 (精齒)

● 側面切削時

請按〈圖1〉所示的標準形態使用。

For finishing "Side Face", it's used like 〈fig.1〉.



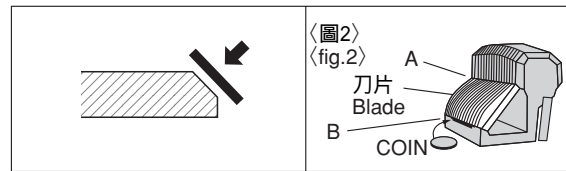
● 45°面切削時

請按〈圖2〉所示，將刀片鑲嵌在內側使用。安裝方法是：將刀片固定到B的槽之後，往A的方向推壓。取出時，請使用硬幣插入旋轉後取出。

For facing the angle 45°, it's used like 〈fig.2〉.

At first the blade is fixed on B, and pushed in A by hand. Then in order to care your hand, please take gloves on hand.

When the blade is taken off, please insert and twist a coin, like 〈fig.2〉.



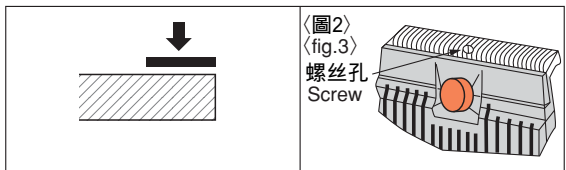
2 ETB23 (萬能齒類型，用螺絲釘擰緊)

● 切削上面時

按〈圖3〉所示，在中央處擰緊螺絲。

擰緊ETB23時使用。

For finishing "Front Face", ETB23 is used like 〈fig.3〉.



3 ETB21 · ETB22 · ETB23

● 兩片刀片相對90°角加工時

把圖1和圖3結合起來使用。兩片刀片呈90°角使用。〈圖4〉

For facing the angle 90°, it's used like 〈fig.4〉 assorting 〈fig.1〉 with 〈fig.3〉.

