

もろ手ヤスリ FILE WITH BOTH HANDS

804



PRICE-804



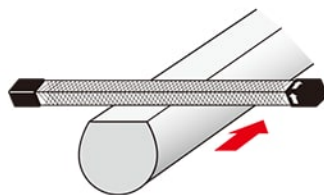

■特長

●大きな面幅の平面仕上げに。ヤスリ屋が使うヤスリ!

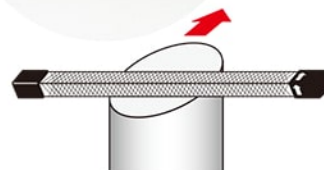
■用途

- 切削キズのキズ取り、面取り。
- サンダ掛け後の平面ならし。
- ➡印の方向に押し、ご使用下さい。

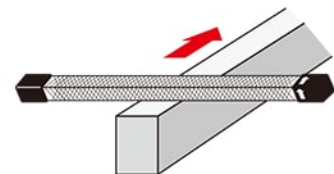
■Use : This steel file has 2 different roughness of Bastard and Smooth cut on it's next surface, and used by both hands.  
Then it's resulted that the work surface can be finished flatly without uneven roundness.  
It's Direction ➡ only can be cut.



●丸材の面取りに!  
Facing the round bar.



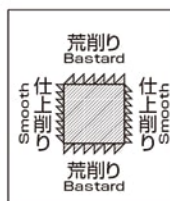
●端面の仕上げに!  
Facing the edge side.



●長手材の平滑仕上げに!  
Facing the front side.

規格表 STANDARD TABLE

DIMENSION	L			W mm	BOX pcs	kg-doz	ITEM NO.
	L	ℓ	A mm				
TYPE 100 mm	260	100	80	8	6	2.6	KA 100WH
TYPE 150 mm	330	150	90	10	6	4.4	KA 150WH
TYPE 200 mm	400	200	100	12	6	7.0	KA 200WH



●断面図のように隣り合う面で、荒削り用と仕上削り用に目のピッチが異なっております。荒掛け、仕上掛けが1本のヤスリで可能です。

●Rough and finished filing can be worked by only one steel file.



規格表 STANDARD TABLE

DIMENSION	L			W×T mm	BOX pcs	kg-doz	ITEM NO.
	L	A	B mm				
TYPE 300 mm	250	70	135	30×5	6	5.0	HI 300WH



目の拡大図